

APPLICATION

For the use of linear direct flood and/or accent lighting. To install as an above grade fixture. Perfect for applications desiring a dynamic color changing effect. Recommended for retail, modern residential, hospitality and entertainment installations.

ELECTRICAL

Power Input:
Direct 120~240 VAC input comes standard. 50/60 Hz

Power Input Connection:
Proprietary 3-pin watertight connectors pre-installed for easy daisy-chain connections up to 2.5 feet on center (9 units max) Direct Line Voltage hard-wire if needed.

Power Consumption:
0-45W.

PHYSICAL

Environment:
Wet location IP65

Data Connection
Proprietary miniature 3-pin watertight DMX connection for easy daisy-chain connections up to 2.5 feet on center (32 links max)

Construction:
Made of extruded aluminum to protect light emitting diodes, other electronics and preserve optical alignment. Integral junction box provides easy access for electrical maintenance. Steel screws installed on face plate for a tight gap-free installation onto housing. Cast aluminum tighttenging allows for 90° Tilt.

Housing Finish:
Painted black to maximize color mixing and eliminate stray light leaks.

L70 Life:
35,000 Hours for ambient temperatures under 100°F
Temperature Rating: 14°F - 104°F Ambient.

COLOR DETAILS

DirectDMX Color Control:
Color controlled with USITT DMX512A Standard Protocol to work with Coloronix or 3rd Party DMX Systems such as the Color Kinetics® iPlayer 3. On board LCD display inside the Data Enabler allow selecting of DMX addresses between 1-512 in a given DMX universe. DMX Data fed to housing via proprietary 3-wire data cable. Data Input/Output ports allow daisy-chaining of DMX Signal.

LED Die Colors:
Red (620-635nm) Blue (450-465nm)
Green (520-535nm)

Static Color Available:
All Std. Colors, Consult Factory.

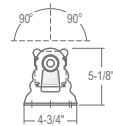
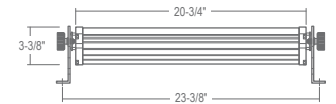
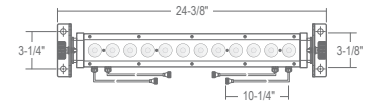
Dimming:
Smooth and flicker-free dimming of all colors down to 1% using Patented Color Mixing and Dimming technologies developed at Philips Color Kinetics®

Stand Alone Control:
Pre-Programmed static and dynamic scenes, as well as specific colors, can be user activated by the integral Data Enabler's computer eliminating the need for an external data source. On board LCD display inside the Data Enabler allow selecting of over 30 static and dynamic color sequences.

Color Mixing:
Using InternalMix™ proprietary technology, colors are efficiently blended together through an internal mixing chamber. The one-color output reduces unsightly views of isolated Red, Green and Blue Diodes for a seamless rainbow-free appearance.

SAFETY

Complies to UL1598 and ANSI/UL 8750.



FOOTCANDLE CALCULATION: SS2-RGB-3L-12-B45

Height	FC	Ø@50% of beam	Ø@90% of beam
4'	100	11'	20'
6'	47	16'	30'
8'	27	25'	35'
10'	18	27'	50'
12'	12	31'	60'

ORDERING

example: **SS2-RGB-3L-12-B45/SWR-PWR-WL-80**

--	--	--

HOUSING	BEAM SPREAD	ACCESSORIES
SS2-RGB-3L-12	-B45: FLOOD -B4595: ASYMMETRICAL FLOOD -B60: WIDE FLOOD	/SWR-PWR-WL-80 :80" POWER JUMPER /SWR-PWR-WL-60-PI :60" PLUG-IN CORD /SWR-DMX-WL-80 :80" DMX/DATA JUMPER /SWR-DMX-WL-300 :300" (25') DATA CABLE INTERCONNECT